

20 200m Backstroke Women Final

Official























13NZR	13 Years New Zealand Short Course Record	2:13.15	2013-10-01	Bobbi Gichard HPKCO
14NZR	14 Years New Zealand Short Course Record	2:07.38	2014-09-05	Bobbi Gichard HPKCO
NZR	Open New Zealand Short Course	2:03.00	2011-11-08	Melissa Ingram

Show more


☰ Qualified 1/2 ☰ Heats 🏊 Summary


Total

Rank	Competitor	Age	Club	RT	PTS	Result
1	 Godwin Emma	27	 Heretaunga...	0.56		2:05.76 Entry: 2:06.80 (-1.04)
	25m: 13.97	50m: 28.99 (15.02)	75m: 44.37 (15.38)			
	100m: 1:00.07 (15.70)	125m: 1:16.02 (15.95)	150m: 1:32.34 (16.32)			
	175m: 1:48.90 (16.56)	200m: 2:05.76 (16.86)				
2	 Gasson Helena	29	 Coast Swi...	0.60		2:07.83 Entry: 2:10.44 (-2.61)
	25m: 14.02	50m: 29.16 (15.14)	75m: 44.98 (15.82)			
	100m: 1:01.10 (16.12)	125m: 1:17.27 (16.17)	150m: 1:33.98 (16.71)			
	175m: 1:51.00 (17.02)	200m: 2:07.83 (16.83)				
3	 Welsh Jesse	20	 Club 37	0.68		2:08.03 Entry: 2:10.27 (-2.24)
	25m: 14.44	50m: 29.76 (15.32)	75m: 45.73 (15.97)			
	100m: 1:02.15 (16.42)	125m: 1:18.48 (16.33)	150m: 1:34.97 (16.49)			
	175m: 1:51.67 (16.70)	200m: 2:08.03 (16.36)				
4	 McCarthy Gina	22	 Hamilton Aq...	0.62		2:08.45 Entry: 2:12.46 (-4.01)
	25m: 15.00	50m: 30.82 (15.82)	75m: 46.80 (15.98)			
	100m: 1:02.86 (16.06)	125m: 1:19.15 (16.29)	150m: 1:35.71 (16.56)			
	175m: 1:52.20 (16.49)	200m: 2:08.45 (16.25)				
5	 George Amber	19	 Coast Swi...	0.65		2:11.16 Entry: 2:12.72 (-1.56)
	25m: 14.31	50m: 29.92 (15.61)	75m: 46.46 (16.54)			
	100m: 1:03.41 (16.95)	125m: 1:20.46 (17.05)	150m: 1:37.78 (17.32)			
	175m: 1:54.94 (17.16)	200m: 2:11.16 (16.22)				
6	 Swain Kiana	22	 Pukekohe ...	0.61		2:12.35 Entry: 2:11.57 (+0.78)
	25m: 14.57	50m: 30.20 (15.63)	75m: 46.62 (16.42)			
	100m: 1:03.40 (16.78)	125m: 1:20.33 (16.93)	150m: 1:37.38 (17.05)			
	175m: 1:54.90 (17.52)	200m: 2:12.35 (17.45)				
7	 Mihaka Pippa	17	 Hamilton Aq...	0.61		2:13.37 Entry: 2:14.70 (-1.33)
	25m: 14.95	50m: 31.50 (16.55)	75m: 48.26 (16.76)			
	100m: 1:05.33 (17.07)	125m: 1:22.31 (16.98)	150m: 1:39.65 (17.34)			
	175m: 1:56.71 (17.06)	200m: 2:13.37 (16.66)				

8	 van Veldhuizen Breeze	16	 Heretaunga...	0.62	2:13.45 Entry: 2:13.70 (-0.25)
	25m: 14.79	50m: 31.23 (16.44)	75m: 47.84 (16.61)		
	100m: 1:05.19 (17.35)	125m: 1:22.45 (17.26)	150m: 1:39.93 (17.48)		
	175m: 1:57.10 (17.17)	200m: 2:13.45 (16.35)			
9	 Abdou Hanna	17	 Whareni S...	0.56	2:13.62 Entry: 2:11.36 (+2.26)
	25m: 15.06	50m: 31.30 (16.24)	75m: 48.29 (16.99)		
	100m: 1:05.37 (17.08)	125m: 1:22.49 (17.12)	150m: 1:39.78 (17.29)		
	175m: 1:56.86 (17.08)	200m: 2:13.62 (16.76)			
10	 Martin Savannah-Eve	18	 Coast Swi...	0.62	2:14.62 Entry: 2:14.23 (+0.39)
	25m: 14.52	50m: 30.94 (16.42)	75m: 47.97 (17.03)		
	100m: 1:05.61 (17.64)	125m: 1:23.22 (17.61)	150m: 1:40.98 (17.76)		
	175m: 1:58.25 (17.27)	200m: 2:14.62 (16.37)			
11	 McGowan Anna	18	 North Shor...	0.76	2:13.65 Entry: 2:14.74 (-1.09)
	25m: 15.29	50m: 31.63 (16.34)	75m: 48.69 (17.06)		
	100m: 1:05.95 (17.26)	125m: 1:23.26 (17.31)	150m: 1:40.16 (16.90)		
	175m: 1:57.03 (16.87)	200m: 2:13.65 (16.62)			
12	 Boxall (V) Ruby	16	 Australia	0.60	2:14.75 Entry: 2:15.33 (-0.58)
	25m: 15.24	50m: 31.72 (16.48)	75m: 48.80 (17.08)		
	100m: 1:06.10 (17.30)	125m: 1:23.36 (17.26)	150m: 1:40.62 (17.26)		
	175m: 1:58.11 (17.49)	200m: 2:14.75 (16.64)			
13	 Champion Alex	18	 United Swi...	0.65	2:15.80 Entry: 2:18.29 (-2.49)
	25m: 15.52	50m: 32.10 (16.58)	75m: 49.16 (17.06)		
	100m: 1:06.51 (17.35)	125m: 1:23.91 (17.40)	150m: 1:41.39 (17.48)		
	175m: 1:58.66 (17.27)	200m: 2:15.80 (17.14)			
14	 Ennor Zoe	17	 Heretaunga...	0.56	2:16.92 Entry: 2:18.66 (-1.74)
	25m: 15.95	50m: 33.09 (17.14)	75m: 50.43 (17.34)		
	100m: 1:07.88 (17.45)	125m: 1:25.12 (17.24)	150m: 1:42.37 (17.25)		
	175m: 1:59.68 (17.31)	200m: 2:16.92 (17.24)			
15	 Bertinato (V) Mena	14	 Australia	0.61	2:18.20 Entry: 2:19.10 (-0.90)
	25m: 15.54	50m: 32.82 (17.28)	75m: 49.85 (17.03)		
	100m: 1:07.66 (17.81)	125m: 1:25.25 (17.59)	150m: 1:43.24 (17.99)		
	175m: 2:01.33 (18.09)	200m: 2:18.20 (16.87)			
16	 Lyles Jade	13	 Phoenix Aq...	0.69	2:19.04 Entry: 2:17.73 (+1.31)
	25m: 15.53	50m: 32.36 (16.83)	75m: 50.04 (17.68)		
	100m: 1:08.06 (18.02)	125m: 1:25.83 (17.77)	150m: 1:43.81 (17.98)		
	175m: 2:01.64 (17.83)	200m: 2:19.04 (17.40)			
17	 Bates Olivia	16	 North Shor...	0.73	2:20.29 Entry: 2:20.51 (-0.22)
	25m: 16.29	50m: 33.67 (17.38)	75m: 51.15 (17.48)		
	100m: 1:09.02 (17.87)	125m: 1:27.04 (18.02)	150m: 1:45.07 (18.03)		
	175m: 2:03.06 (17.99)	200m: 2:20.29 (17.23)			
18	 Miller Xanthe	17	 United Swi...	0.62	2:21.60 Entry: 2:20.48 (+1.12)

25m: 15.68 50m: 32.72 (17.04) 75m: 50.30 (17.58)
100m: 1:08.30 (18.00) 125m: 1:26.48 (18.18) 150m: 1:44.97 (18.49)
175m: 2:03.52 (18.55) 200m: 2:21.60 (18.08)


19  Menzies Laura

15  Selwyn Swi... 0.65

2:22.20
Entry: 2:18.03 (+4.17)

25m: 15.79 50m: 32.65 (16.86) 75m: 50.50 (17.85)
100m: 1:08.51 (18.01) 125m: 1:27.03 (18.52) 150m: 1:45.37 (18.34)
175m: 2:04.03 (18.66) 200m: 2:22.20 (18.17)


20  Liu Arissa

14  Phoenix Aq... 0.60

2:24.76
Entry: 2:20.01 (+4.75)

25m: 15.54 50m: 32.97 (17.43) 75m: 51.07 (18.10)
100m: 1:09.95 (18.88) 125m: 1:28.41 (18.46) 150m: 1:47.59 (19.18)
175m: 2:05.99 (18.40) 200m: 2:24.76 (18.77)

21  Stokes Kasha

20  Mt Maunga... 0.66

2:14.84
Entry: 2:20.97 (-6.13)

25m: 15.16 50m: 31.39 (16.23) 75m: 48.21 (16.82)
100m: 1:05.20 (16.99) 125m: 1:22.44 (17.24) 150m: 1:40.04 (17.60)
175m: 1:57.61 (17.57) 200m: 2:14.84 (17.23)


22  Riley Ariella

16  Hamilton Aq... 0.67

2:18.06
Entry: 2:23.53 (-5.47)

25m: 16.59 50m: 33.23 (16.64) 75m: 50.51 (17.28)
100m: 1:08.04 (17.53) 125m: 1:25.68 (17.64) 150m: 1:43.36 (17.68)
175m: 2:01.04 (17.68) 200m: 2:18.06 (17.02)


23  Stanford Holly

17  Trojans Swi... 0.67

2:18.55
Entry: 2:22.67 (-4.12)

25m: 15.62 50m: 32.42 (16.80) 75m: 49.97 (17.55)
100m: 1:07.62 (17.65) 125m: 1:25.46 (17.84) 150m: 1:43.46 (18.00)
175m: 2:01.52 (18.06) 200m: 2:18.55 (17.03)

24  Palmer Luisa

14  Wanaka Sw... 0.67

2:20.89
Entry: 2:22.05 (-1.16)

25m: 16.10 50m: 33.72 (17.62) 75m: 51.69 (17.97)
100m: 1:09.88 (18.19) 125m: 1:27.53 (17.65) 150m: 1:45.79 (18.26)
175m: 2:03.76 (17.97) 200m: 2:20.89 (17.13)

25  Scott Anabel

17  Swim Timaru 0.75

2:21.63
Entry: 2:21.83 (-0.20)

25m: 15.65 50m: 32.29 (16.64) 75m: 49.76 (17.47)
100m: 1:07.76 (18.00) 125m: 1:26.13 (18.37) 150m: 1:44.67 (18.54)
175m: 2:03.31 (18.64) 200m: 2:21.63 (18.32)


26  Grenfell Annabel

16  Nelson Sou... 0.65

2:21.76
Entry: 2:22.84 (-1.08)

25m: 16.85 50m: 34.43 (17.58) 75m: 52.34 (17.91)
100m: 1:10.31 (17.97) 125m: 1:28.27 (17.96) 150m: 1:46.35 (18.08)
175m: 2:04.23 (17.88) 200m: 2:21.76 (17.53)


27  McGivern Aimee

15  Phoenix Aq... 0.68

2:22.15
Entry: 2:21.86 (+0.29)

25m: 16.33 50m: 33.93 (17.60) 75m: 52.15 (18.22)
100m: 1:10.31 (18.16) 125m: 1:28.52 (18.21) 150m: 1:46.93 (18.41)
175m: 2:04.93 (18.00) 200m: 2:22.15 (17.22)

28  Bendall Emma

17  Ice Breaker... 0.65

2:23.18
Entry: 2:24.56 (-1.38)

25m: 16.51 50m: 33.89 (17.38) 75m: 51.73 (17.84)
100m: 1:10.26 (18.53) 125m: 1:28.24 (17.98) 150m: 1:47.08 (18.84)

175m: 2:05.43 (18.35)

200m: 2:23.18 (17.75)

29



Gray Michaela

15



Raumati S...

0.66

2:23.90

Entry: 2:24.80 (-0.90)

25m: 15.42

50m: 32.50 (17.08)

75m: 50.10 (17.60)

100m: 1:08.49 (18.39)

125m: 1:27.19 (18.70)

150m: 1:46.29 (19.10)

175m: 2:05.65 (19.36)

200m: 2:23.90 (18.25)

30



Riley Indiana

16



Hamilton Aq...

0.67

2:27.85

Entry: 2:24.68 (+3.17)

25m: 17.09

50m: 35.01 (17.92)

75m: 53.58 (18.57)

100m: 1:12.63 (19.05)

125m: 1:31.73 (19.10)

150m: 1:50.79 (19.06)

175m: 2:09.72 (18.93)

200m: 2:27.85 (18.13)